

ON ADMISSION SUBSCRIPTION ENHANCEMENT MODEL FOR NIGERIAN PRIVATE UNIVERSITIES

IBIYEMI, TUNJI SAMUEL

Vice Chancellor,

Achievers University, Owo, Ondo State, Nigeria

vc@achievers.edu.ng , ibiyemits@yahoo.com

ABSTRACT

Nigeria with a population of about 160 Million people and 141 universities exhibits a poorly university per capita of 1.14 Million people to one tertiary institution. Specifically in the year 2015, about 1.2 Million candidates sought admission to the 141 universities far in excess of their carrying capacity. However, in spite the large number of candidates seeking admission most private universities operate far below their carrying capacity. The specific objective of this paper, therefore, is to proffer a model that will enhance admission subscription to Nigerian private universities.

KEYWORDS: Admission Model, Nigerian Private University

INTRODUCTION

Nigeria with a population of about 160 Million people and 141 universities exhibits a poorly university per capita of 1.14 Million people to one tertiary institution. It is more alarming to note that the total number of university age (i.e. between 15 and 24 years old) youths which is quoted to be 19.3% of our population translates to about 30.4 Million Nigerian youths expected to be in the available tertiary institutions ! Specifically in the year 2015, out of the 1.4 Million candidates seeking admission to tertiary institutions in Nigeria through the Joint Admission Matriculation Board ,JAMB, 80% of them had a university as their first choice, that is, about 1.12 Million candidates to 141 universities. Assuming equity in admission distribution,

the university per capita for 2015 stands at about 7,943 candidates per Nigerian university. But the truth of the matter is that the 141 universities put together have a carrying capacity of about 30% . Hence, there is a serious access challenge.

The access challenge is becoming difficult to arrest considering the fact that amidst gross access insufficiency the public universities have admission subscription far in excess of their carrying capacity while the private universities suffer disgraceful admission subscription apathy except for three or four private universities. For instance, for the 2014 JAMB 's admission exercise in which over 1.6 Million candidates were seeking admission to Nigerian tertiary institutions with about 1.28 Million of them preferred universities as their first choice, about 109,500 candidates sought admission to University of Ilorin (a federal university) having a carrying capacity of about 7,000. This was about 16 times the university's carrying capacity. In contrast, Obong University (a private university) recorded only 4 candidates for access capacity over 500. One of the few private universities with continual impressive admission subscription, Covenant University, had 3,315 for a carrying capacity of about 2,000. The access flow problem which supposed to laminar has suddenly turned turbulent and chaotic !

In order to bring order into this turbulent access flow problem, JAMB blindly ordered re-distribution of candidates to universities for the purpose of achieving equity in the distribution profile. This attempt was vehemently resisted by the concerned stakeholders. (Abah, 2015 ; Harolds, 2015). Why did JAMB fail ? The answer is simple. The JAMB did not based the assessment of the problem on measurable model before jumping into the turbulent current of access flow.

Therefore, the specific objective of this paper is to proffer a model that aptly described the behavior of this chaotic dynamic access flow problem in order to effectively control and streamline it into a laminar access flow.

NIGERIAN UNIVERSITIES MAP AND DEMOGRAPHIC ANALYSIS

As at October 2015, there are 141 licensed universities in Nigeria. Out of these 141 universities, 40 are Federal universities, 40 are state universities, and the remaining 61 are private universities. Hence between public and private, there are 80 and 61 universities respectively.

Table1 shows the state location and category of the universities, while Table2 shows the geopolitical distribution of these universities. There are six geopolitical zones and Federal Capital Territory in Nigeria. According to Table2., South West has 45 universities, South-South has 24, South East has 20, North Central 19, North East, and North West have 14 each, and there are 5 universities in the FCT. Table3. lists all the available private universities in Nigeria. Fig.1. shows the Nigerian universities map by geopolitical zones. Private universities density in each of the geopolitical zone is tabulated in Table 4, and shown as percentage in Fig.2. (Okebukola, 2015).

Table1: State Distribution of Nigerian Universities

S/N	State Name	Number of Universities			Total
		Federal	State	Private	
1.	Abia	2	1	1	4
2.	Adamawa	1	1	1	3
3.	Akwa-Ibom	1	1	2	4
4.	Anambra	1	1	3	5
5.	Bauchi	1	1	0	2
6.	Bayelsa	1	1	0	2
7.	Benue	1	1	1	3
8.	Borno	1	1	0	2
9.	Cross River	1	1	0	2
10.	Delta	1	1	4	6
11.	Ebonyi	1	1	1	3
12.	Edo	1	1	4	6
13.	Ekiti	1	1	1	3
14.	Enugu	1	1	3	5
15.	Gombe	1	1	0	2
16.	Imo	1	1	1	3
17.	Jigawa	1	1	0	2
18.	Kaduna	1	1	0	2
19.	Kano	2	2	0	4
20.	Katsina	1	1	1	3
21.	Kebbi	1	1	0	2
22.	Kogi	1	1	1	3
23.	Kwara	1	1	3	5
24.	Lagos	1	1	4	6
25.	Nasarawa	1	1	1	3

26.	Niger	1	1	1	3
27.	Ogun	1	2	11	14
28.	Ondo	1	3	3	7
29.	Osun	1	1	7	9
30.	Oyo	1	2	2	5
31.	Plateau	2	1	0	3
32.	Rivers	1	1	1	3
33.	Sokoto	1	1	0	2
34.	Taraba	1	1	1	3
35.	Yobe	1	1	0	2
36.	Zamfara	1	0	0	1
37.	FCT	1	0	4	5
	Total:	40	40	61	141

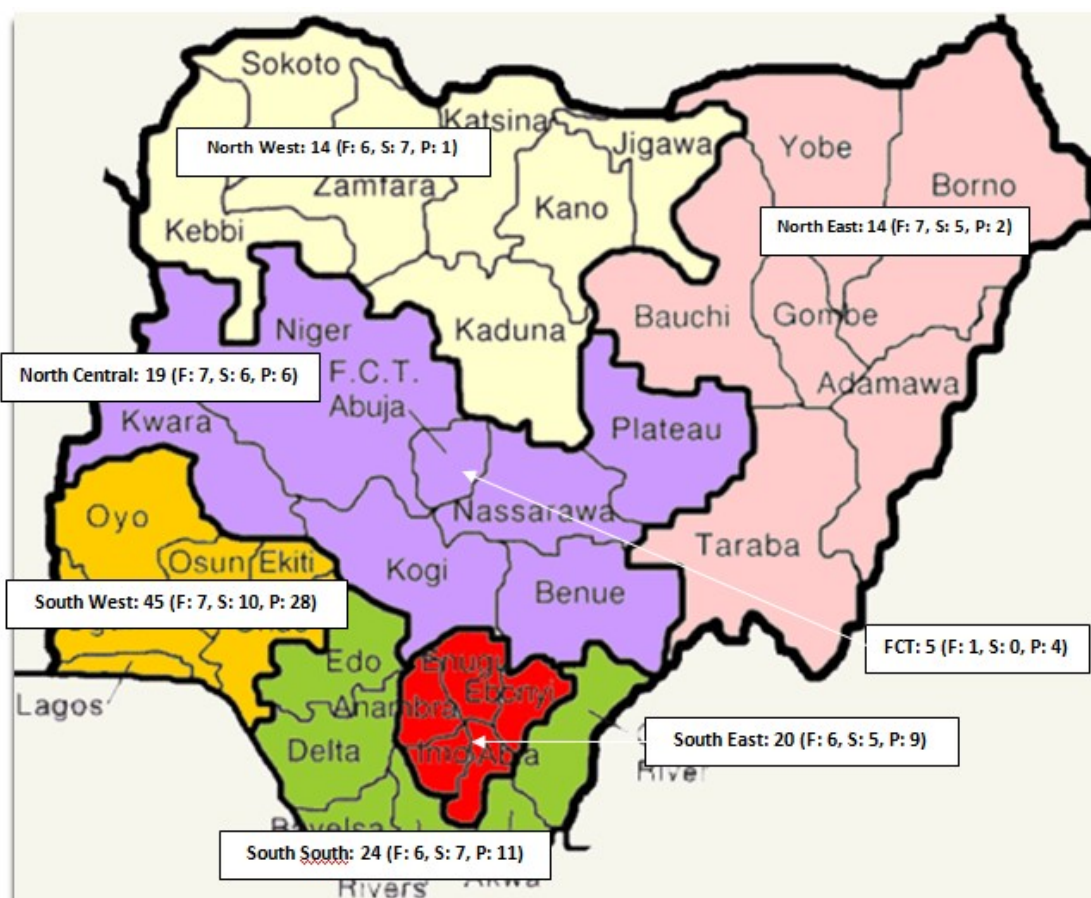


Fig.1. Nigerian Universities Map by Geopolitical Zones

Table2: Geopolitical Zone Distribution of Nigerian Universities

S/N	Zone Name	Number of Universities			Total
		Federal	State	Private	
1.	North East	7	5	2	14
2.	North West	6	7	1	14
3.	North Central	7	6	6	19
4.	South East	6	5	9	20
5.	South West	7	10	28	45
6.	South South	6	7	11	24
7.	FCT	1	0	4	5
	Total:	40	40	61	141

Table3: Nigerian Private Universities: Name, Location, State, and Geopolitical Zone

S/N	Name & Location	State	Geopolitical Zone
1.	Babcock University, Ilishan-Remo	Ogun	South West
2.	Madonna University, Okija	Imo	South East
3.	Igbinedion University, Okada	Edo	South South
4.	Bowen University, Iwo	Osun	South West
5.	Covenant University, Ota	Ogun	South West
6.	Pan-Atlantic University, Lagos	Lagos	South West
7.	Benson Idahosa University, Benin City	Edo	South South
8.	American University of Nigeria, Yola	Adamawa	North East
9.	Redeemers University, Ede	Osun	South West
10.	Ajayi Crowther University, Oyo	Oyo	South West
11.	Al-Hikmah University, Ilorin	Kwara	North Central
12.	Caritas University, Amorji-Nke, Enugu	Enugu	South East
13.	CETEP City University, Lagos	Lagos	South West
14.	Bingham university, Karu	Nasarawa	North Central
15.	Al-Qalam University, Katsina	Katsina	North West
16.	Renaissance University, Enugu	Enugu	South East
17.	Bells University of Technology, Ota	Ogun	South West
18.	Lead City University, Ibadan	Oyo	South West
19.	Crawford University, Igbesa	Ogun	South West
20.	Kwararafa University, Wukari	Taraba	North East
21.	Crescent University, Abeokuta	Ogun	South West
22.	Novena University, Ogume	Delta	South South
23.	University of Mkar, Mkar	Benue	North Central
24.	Joseph Ayo Babalola University, Ikeji-Arakeji	Osun	South West
25.	Caleb University, Lagos	Lagos	South West
26.	Fountain University, Osogbo	Osun	South West
27.	Obong University, Obong-Ntak	Akwa-Ibom	South South
28.	Salem University, Lokoja	Kogi	North Central
29.	Tansian University, Umunya	Anambra	South East

30.	Veritas University, Abuja	FCT	-
31.	Wesley University of Technology, Ondo	Ondo	South West
32.	Western Delta university, Oghara	Delta	South South
33.	Achievers University, Owo	Ondo	South West
34.	African University of Science and Technology, Abuja	FCT	-
35.	Afe Babalola University, Ado-Ekiti	Ekiti	South West
36.	Godfrey Okoye University, Ugwuomu-Nike	Enugu	South East
37.	Nigerian Turkish Nile University, Abuja	FCT	-
38.	Oduduwa University, Ipetumodu	Osun	South West
39.	Paul University, Awka	Anambra	South East
40.	Rhema University, Obeama-Asa	Rivers	South South
41.	Wellspring University, Evbuobanosa	Edo	South South
42.	Adeleke University, Ede	Osun	South West
43.	Baze University, Abuja	FCT	-
44.	Landmark University, Omu-Aran	Kwara	North Central
45.	Samuel Adegboyega University, Ogwa	Edo	South South
46.	Elizade University, Ilara-Mokin	Ondo	South West
47.	Evangel University, Akaeze	Ebonyi	South East
48.	Gregory University, Uturu	Abia	South East
49.	McPherson University, Seriki Sotayo	Ogun	South West
50.	Southwestern University, Okun -Owa	Ogun	South West
51.	Augustine University, Ilara	Lagos	South West
52.	Chrisland University, Owode	Ogun	South West
53.	Christopher University, Mowe	Ogun	South West
54.	Hallmark University, Ijebu-Itele	Ogun	South West
55.	Kings University, Ode-Omu	Osun	South West
56.	Michael and Cecilia Ibru University, Owrode	Delta	South South
57.	Mountain Top University,	Ogun	South West
58.	Ritman University, Ikot-Ekpene	Akwa-Ibom	South South
59.	Summit University, Offa	Kwara	North Central
60.	Edwin Clark University, Kiagbodo	Delta	South South
61.	Hezekiah University, Umudi	Imo	South East

Table4: Percentage of Private Universities in Nigerian Geopolitical Zones

S/N	Zone Name	Number of Private University , N	% = N/61 x 100
1.	North East	2	3.3%
2.	North West	1	1.6%
3.	North Central	6	11.5%
4.	South East	9	14.8%
5.	South West	28	45.9%
6.	South South	11	18%
7.	FCT	4	6.6%

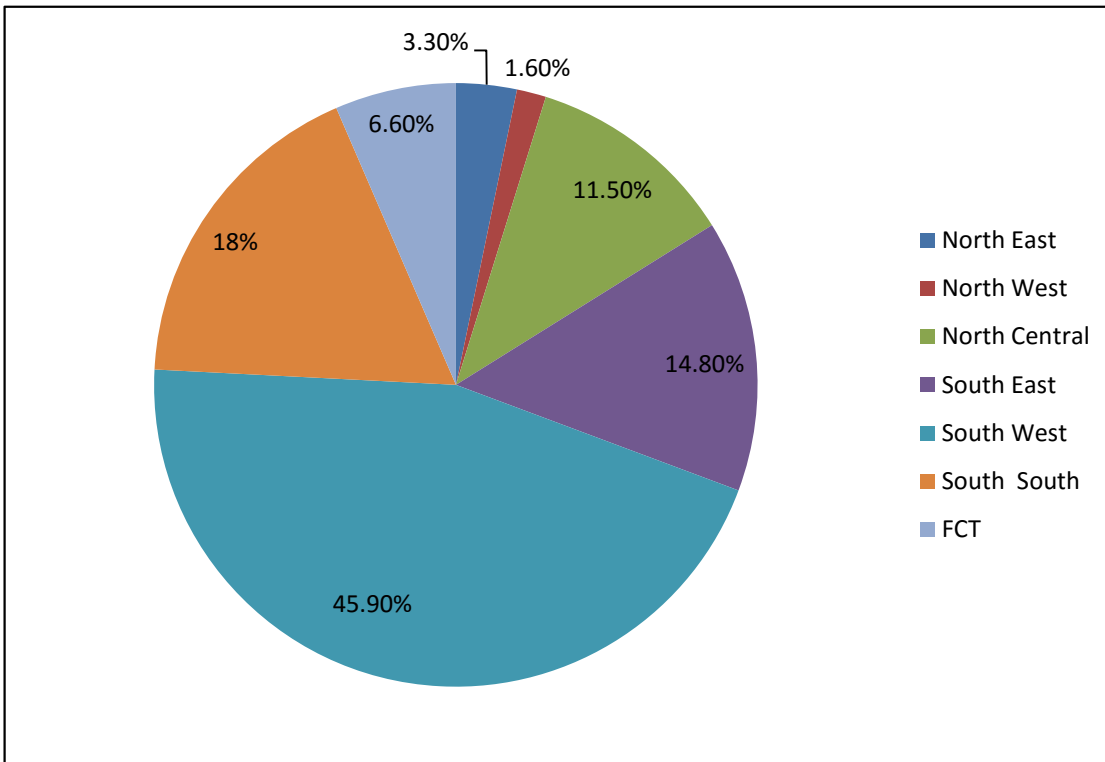


Fig.2. Pie Chart of Private University Distribution in Geopolitical Zones

ADMISSION SUBSCRIPTION ENHANCEMENT MODEL

Modeling is system characterization or description for the purpose of representing that system by the model. Hence, the quality of the characterization determines how the model can be used to represent that system. There are basically two types of system's description, namely, describe "How the system looks" and describe "How the system behaves" For a dynamic system, description by behavior is better. System description by behavior is concerned with time or space mathematical description of that system. But definitions of a few relevant terms are pertinent here. These terms are laminar flow, and chaotic flow. Laminar flow is characterized by regular and predictive flow regime, while chaotic flow is defined as the behavior of dynamic system which is highly sensitive to initial conditions, that is, small differences in the initial conditions can lead to wide divergence unpredictable outcomes.

But what type of system is access flow problem: laminar or chaotic ? It is a chaotic system. The aforementioned initial conditions are similar to the equilateral triangular constraints (cost, time, scope) in project management. However, in case of the chaotic access flow regime, the three sides of the triangular constraints/ initial conditions are cost, staff quality, and aesthetic of structure. A right angle triangular initial condition is more likely because the initial conditions are not of the same weight. Fig.3 (a) shows the triangular project management constraints; while Fig 3(b) is that of access flow initial conditions.

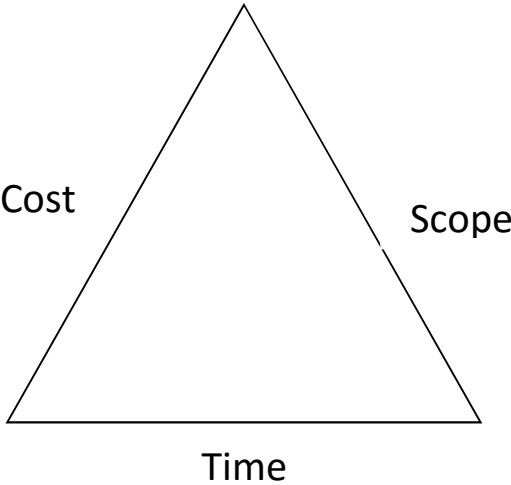


Fig. 3. Equilateral Triangular Project Management Constraints

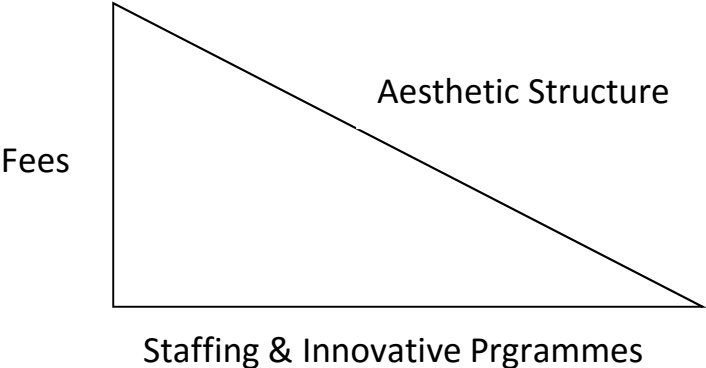


Fig.4. Chaotic Access Flow Initial Conditions/Constraints

How important are these initial conditions/constraints in boosting admission subscription in private universities? In answering this question, the initial conditions will be examined one by one:

(1). AESTHETIC OF STRUCTURE:

It seems the most important attracting factor for high admission subscription is the aesthetic level of structure available. Even in real life, it is the beauty of a product that is considered before its functionality. Unfortunately, NUC's instrument does not cover this aspect. The provision of adequate infra-structure is as important as the structures themselves. Your campus is like a show room the more attractive it is the more customers will visit it.

(2). STAFFING AND INNOVATIVE PROGRAMMES:

The available quality and quantity of staff also matter. Candidates are attracted to your institution by its beauty but parents are more persuaded to bring their wards to your based on the quality of staff. It is difficult for any private university to break even running the traditional programmes available in public universities. Candidates will always prefer public universities because of security in quality of service and availability of service. To attract them, innovative programmes must be offered. Some of these innovative programmes are Mechatronics Engineering, Biomedical Engineering, Power System engineering, Geographic Information System, Computational Linguistics, TV and Film productions, etc. Include vocational training in your curricula.

It is, however, regrettable that the same NUC that encourages innovative programmes, is the same body that will turn round to say no BMAS for that innovative programme, therefore you have to wait. There is nothing wrong in being proactive as you are talking about new programmes get the BMAS ready as a mark of encouragement.

(3). FEES:

Where the above two factors are in place, amount of fees charged is in consequential. And also where the two factors are not in place, you must be ready to offer you programmes at ridiculous fees to get even handful of students.

CONCLUSION AND RECOMMENDATIONS

In spite the fact that generally the demanded access far exceeded the carrying capacity of Nigerian universities, most of the private universities have been operating far below their carrying capacity. The aesthetic of structure, quality and quantity of staff vis-à-vis innovative programmes, and fee regime have been identified as admission subscription determinants. In order to enhance admission subscription in private universities attention should be paid to balancing these factors.

It is therefore recommended that in order to boost admission subscription in private universities:

- 1.) Innovative programmes such as mechatronic engineering, power system engineering, biomedical engineering, geographic information system, and film and tv production should be mounted ;
- 2.) Attention must be paid to the beauty of the campus ; and
- 3.) High quality staff must be employed in the right quantity ;
- 4.) Make acquisition of a vocational skill mandatory for every student.

ACKNOWLEDGEMENT:

I acknowledge with thank the full sponsorship of this work received from the Management of Achievers University, Owo.

REFERENCES:

- Abah Charles (2015). Confusion as JAMB Reassigns Candidates to Private Varsities, Others. The PUNCH Newspaper, Tuesday July 28, 2015, pg. 42
- Harolds Laolu (2015). Admission Requests to Private Varsities in Free Fall. Nigerian Tribune Newspaper, Thursday 6 August 2015, pg 29
- Okebukola P.A. (2015). Perilsand Promises of Private University Education in Nigeria: Keeping the House from Falling. Published by Centre for Human Security.
-(2014) The Punch Newspaper, Tuesday 29 April 2014, pg 49